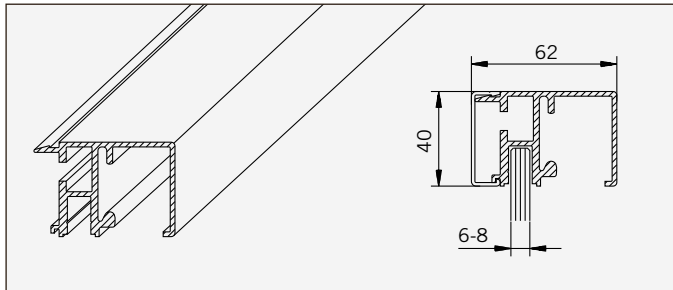


**Art.-Nr. 74.096**  
 Laufrahmenprofil Schiebetür

**Gewicht: 1,309 kg/m**

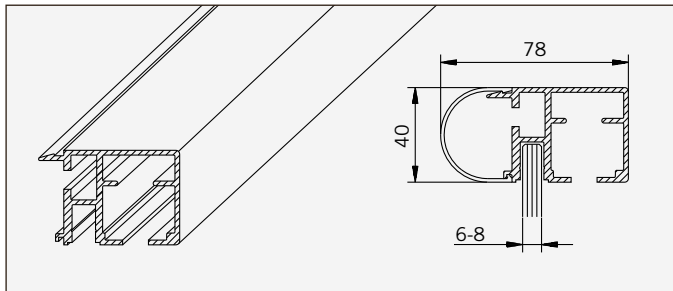


**Art.-No. 74.096**  
 Slide frame profile for sliding doors

**Weight: 1,309 kg/m**

**Art.-Nr. 74.097**  
 Laufrahmenprofil Falttür

**Gewicht: 1,367 kg/m**

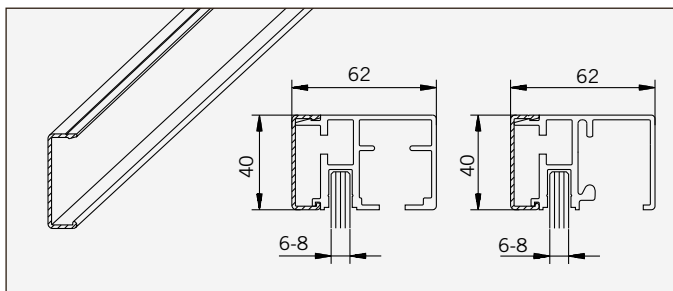


**Art.-No. 74.097**  
 Slide frame profile for folding doors

**Weight: 1,367 kg/m**

**Art.-Nr. 74.098**  
 Abdeckprofil, eckig, zur Abdeckung der Laufrahmenprofile 74.096 und 74.097

**Gewicht: 0,249 kg/m**

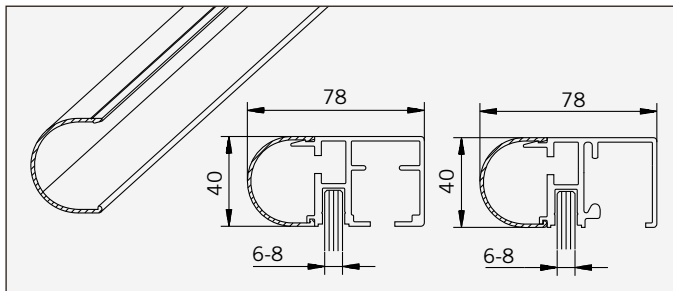


**Art.-No. 74.098**  
 Cover profile, angular, to cover slide frame profiles 74.096 and 74.097

**Weight: 0,249 kg/m**

**Art.-Nr. 74.099**  
 Abdeckprofil, rund, zur Abdeckung der Laufrahmenprofile 74.096 und 74.097

**Gewicht: 0,300 kg/m**

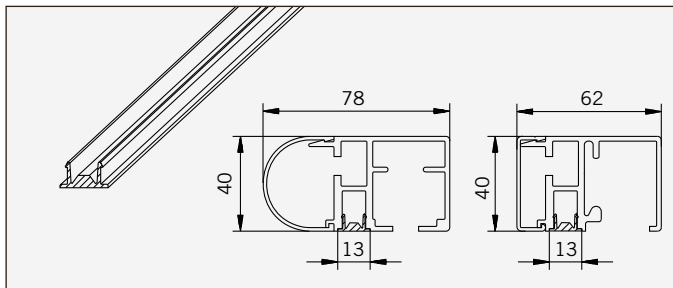


**Art.-No. 74.099**  
 Cover profile, round, to cover slide frame profiles 74.096 and 74.097

**Weight: 0,300 kg/m**

**Art.-Nr. 74.100**  
 Abdeckprofil, zum Einklippen in die Glasnut der Laufrahmenprofile 74.096 und 74.097 im Bereich der beweglichen Flügel.

**Gewicht: 0,125 kg/m**



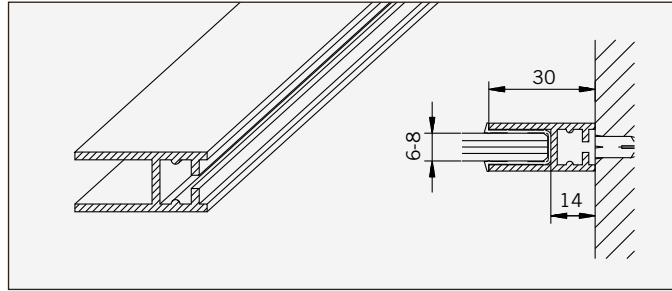
**Art.-No. 74.100**  
 Cover profile, to clip into the glass retention groove of the slide frame profiles 74.096 and 74.097 in the area of the moving panels.

**Weight: 0,125 kg/m**

**Art.-Nr. 74.103**

Wandanschlußprofil,  
z.B. als seitlicher Rahmen.  
Lieferung komplett mit  
Befestigungsmaterial.

**Gewicht: 0,375 kg/m**



**Art.-No. 74.103**

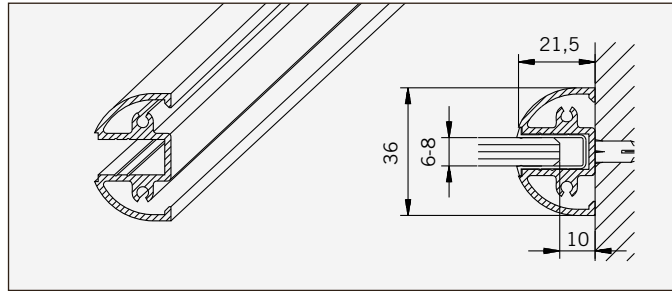
Wall connection profile, e. g. as lateral frame. Supplied complete with fastening material.

**Weight: 0,375 kg/m**

**Art.-Nr. 74.104**

Wandanschlußprofil.  
Lieferung komplett mit  
Abdeckkappen und  
Befestigungsmaterial.

**Gewicht: 0,615 kg/m**



**Art.-No. 74.104**

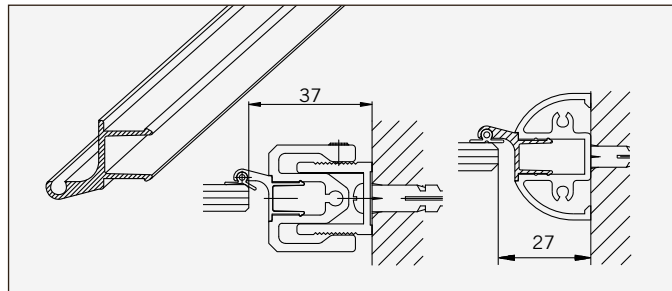
Wall connection profile supplied complete with cover cap and fastening material.

**Weight: 0,615 kg/m**

**Art.-Nr. 74.105**

Seitliches Dichtprofil, zum  
Einklipsen in die Wand-  
anschlußprofile 74.104 und  
74.107 als Anschlag für  
Drehtüren.  
(Dichtung: 74.039)

**Gewicht: 0,150 kg/m**



**Art.-No. 74.105**

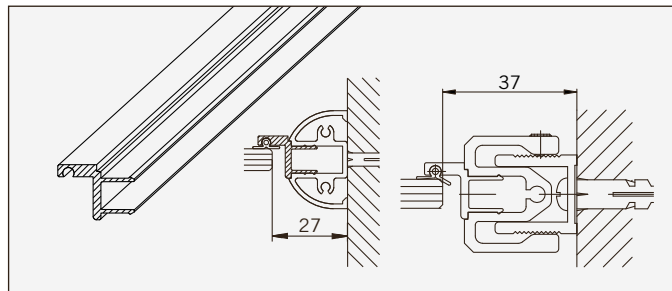
Side sealing profile, to clip into wall connection profiles 74.104 and 74.107 as stop for swing doors.  
(Seal: 74.039)

**Weight: 0,150 kg/m**

**Art.-Nr. 74.106**

Seitliches Dichtprofil, eckig,  
zum Einklipsen in die Wand-  
anschlußprofile 74.104 und  
74.107 als Anschlag für  
Drehtüren.  
(Dichtung: 74.039)

**Gewicht: 0,210 kg/m**



**Art.-No. 74.106**

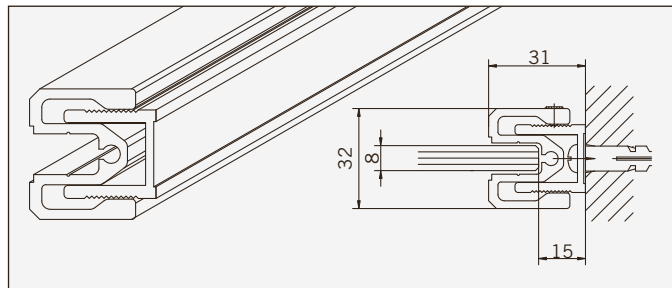
Side sealing profile, angular, to clip into wall connection profiles 74.104 and 74.107 as stop for swing doors.  
(Seal: 74.039)

**Weight: 0,210 kg/m**

**Art.-Nr. 74.107**

Seitenteilaufnahme, verstellbar.  
Lieferung komplett mit  
Befestigungsmaterial.

**Gewicht: 1,743 kg/m**



**Art.-No. 74.107**

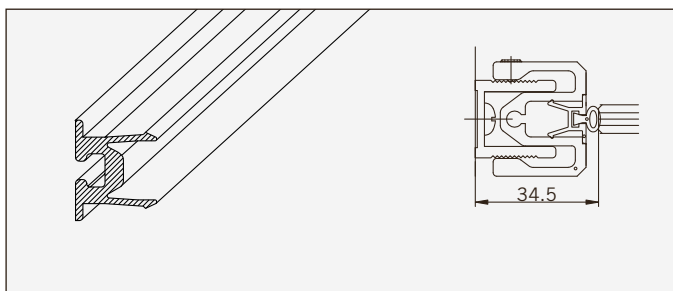
Side element holder, adjustable. Supplied complete with fastening material.

**Weight: 1,743 kg/m**

**Art.-Nr. 74.108**

Abdeckprofil mit Dichtungsnut, zum Einklipsen in das Wandanschlußprofil 74.107 als Abdichtung an der Bandseite. (Dichtung: 74.040)

**Gewicht: 0,137 kg/m**



**Art.-No. 74.108**

Cover profile with sealing groove to clip into wall connection profile 74.107 to seal the hinge side.

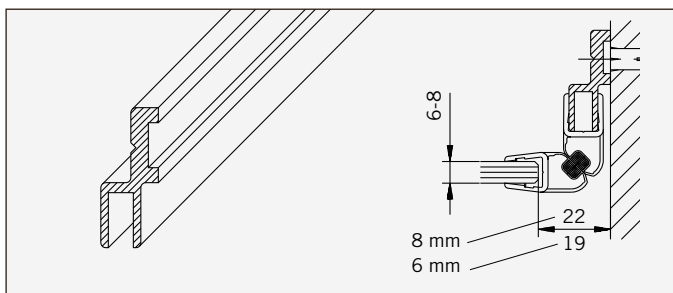
(Seal: 74.040)

**Weight: 0,137 kg/m**

**Art.-Nr. 74.109**

Magnetleistenträger. Lieferung komplett mit Befestigungsmaterial.

**Gewicht: 0,303 kg/m**



**Art.-No. 74.109**

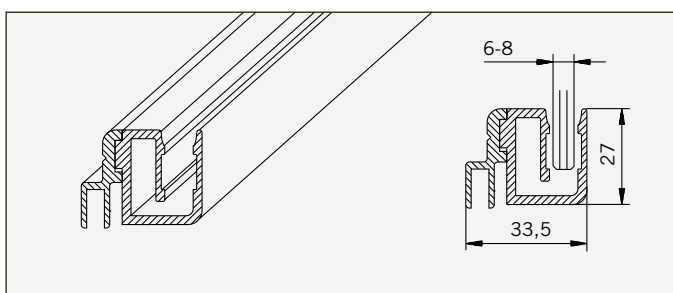
Magnetic support profile. Supplied complete with fastening material.

**Weight: 0,303 kg/m**

**Art.-Nr. 74.111**

Kombination Badewannenaufsatzprofil 74.112 und Magnetleistenträger 74.109. Bitte HB-Maß und DIN-Richtung angeben.

**Gewicht: 0,867 kg/m**



**Art.-No. 74.111**

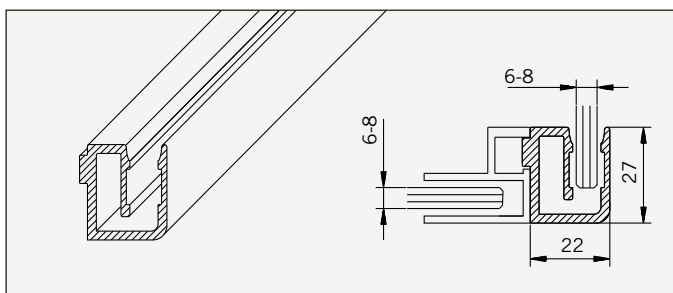
Combination of bathtub attachment profile 74.112 and magnetic support profile 74.109. Please mention HB measurement and DIN-version.

**Weight: 0,867 kg/m**

**Art.-Nr. 74.112**

Badewannenaufsatzprofil, für 90°-Verbindungen von zwei Glaselementen.

**Gewicht: 0,544 kg/m**



**Art.-No. 74.112**

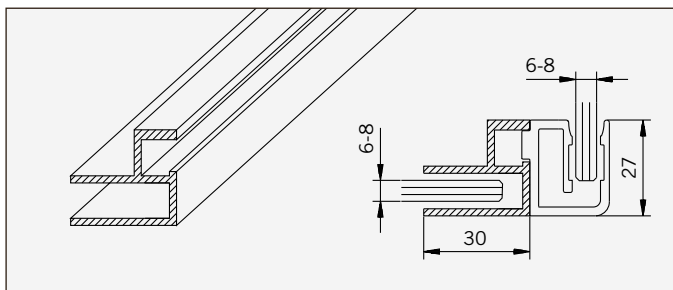
Bathtub attachment profile, for 90°-connections of two glass elements.

**Weight: 0,544 kg/m**

**Art.-Nr. 74.113**

Zusatzprofil, verwendbar mit Badewannenaufsatzprofil 74.112.

**Gewicht: 0,530 kg/m**



**Art.-No. 74.113**

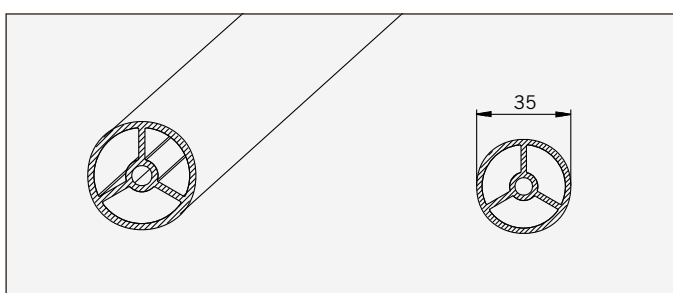
Extra profile, to be used with bathtub attachment profile 74.112.

**Weight: 0,530 kg/m**

**Art.-Nr. 74.117**

Verbindungselement

**Gewicht: 0,960 kg/m**



**Art.-No. 74.117**

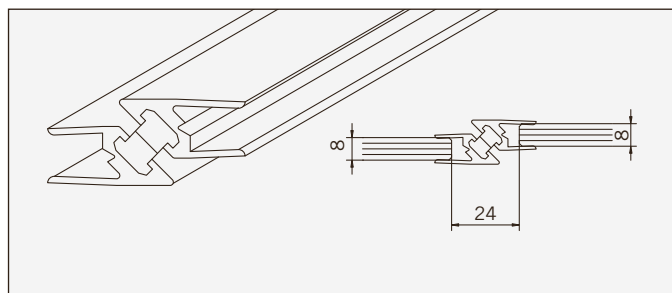
Connection profile

**Weight: 0,960 kg/m**

**Art.-Nr. 74.119**

Magnetdichtung 180°, Aluminium, eckige Form. Lieferung paarweise.

**Gewicht: 0,540 kg/m**



**Art.-No. 74.119**

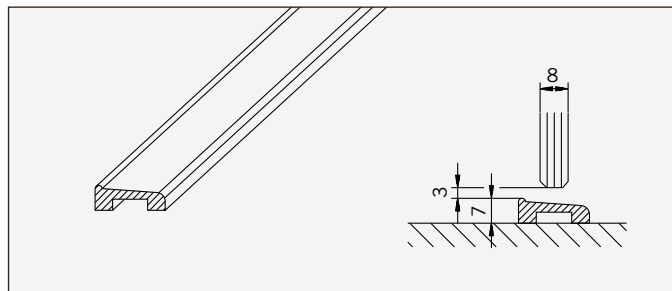
Magnetic seal 180°, aluminium, angular shape. Supplied in pairs.

**Weight: 0,540 kg/m**

**Art.-Nr. 74.123**

Dichtleiste, für zusätzliche Dichtung im Bereich der Tür.

**Gewicht: 0,214 kg/m**



**Art.-No. 74.123**

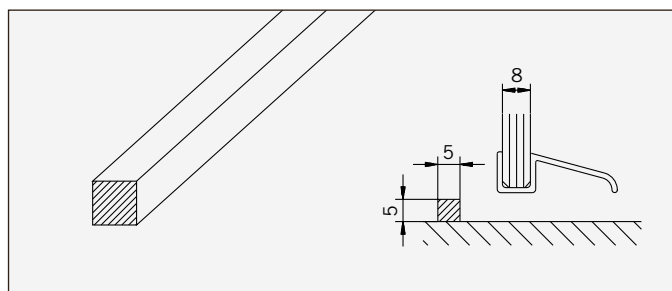
Sealing panel, for additional sealing in the door area.

**Weight: 0,214 kg/m**

**Art.-Nr. 74.124**

Vierkantprofil 5x5mm.

**Gewicht: 0,068 kg/m**



**Art.-No. 74.124**

Square profile 5x5mm.

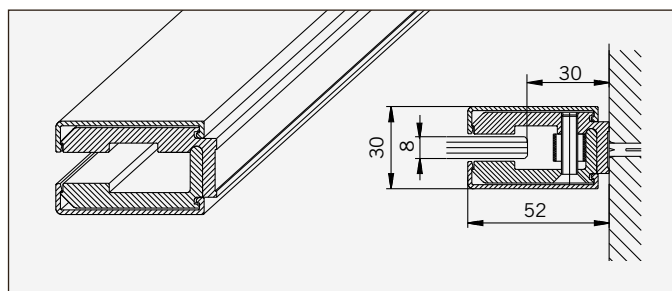
**Weight: 0,068 kg/m**

**Art.-Nr. 74.125**

Vierkantprofil 8x5mm.

**Art.-Nr. 74.126**

Vierkantprofil 8x8mm.



**Art.-No. 74.125**

Square profile 8x5mm.

**Art.-No. 74.126**

Square profile 8x8mm.

**Art.-Nr. 74.127**

Klemmprofil mit zwei eckigen Abdeckprofilen. Lieferung komplett mit Befestigungsmaterial.

**Gewicht: 1,990 kg/m**

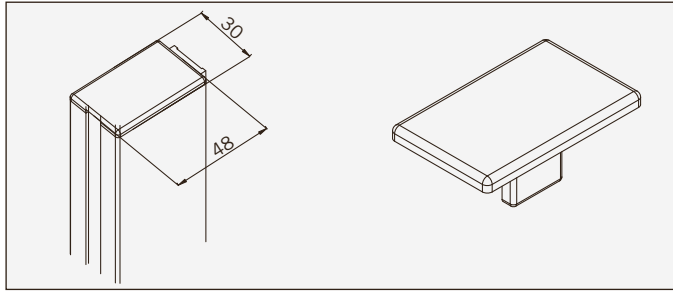
**Art.-No. 74.127**

Clamp profile with two angular cover profiles. Supplied complete with fastening material.

**Weight: 1,990 kg/m**

**Art.-Nr. 75.034**

Abdeckkappe für  
Klemmprofil 74.127,  
Kunststoff



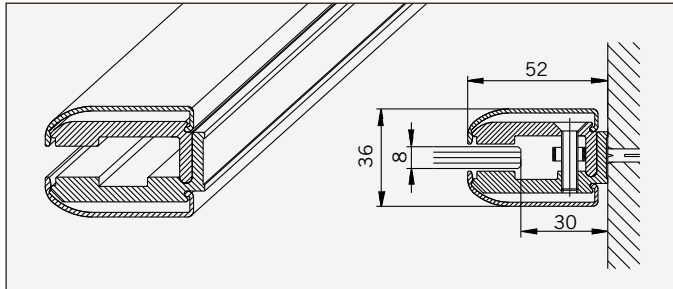
**Art.-No. 75.034**

Cover cap for clamp profile  
74.127, acrylic

**Art.-Nr. 74.128**

Klemmprofil mit zwei ab-  
gerundeten Abdeckprofilen.  
Lieferung komplett mit  
Befestigungsmaterial.

**Gewicht: 1,990 kg/m**



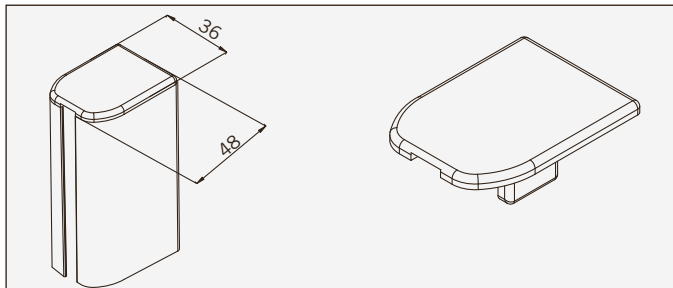
**Art.-No. 74.128**

Clamp profile with two rounded  
cover profiles. Supplied complete  
with fastening material.

**Weight: 1,990 kg/m**

**Art.-Nr. 75.033**

Abdeckkappe für  
Klemmprofil 74.128,  
Kunststoff



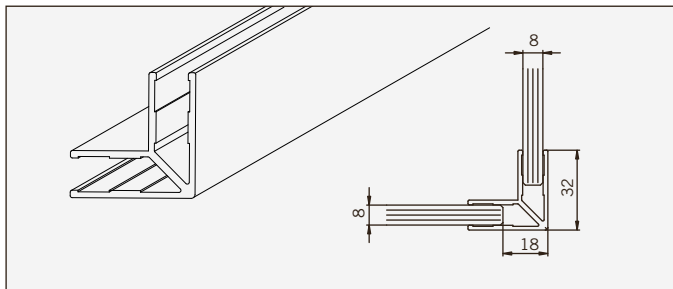
**Art.-No. 75.033**

Cover cap for clamp profile  
74.128, acrylic

**Art.-Nr. 74.132**

Eckprofil 90°  
für 8mm Glas

**Gewicht: 0,75 kg/m**



**Art.-No. 74.132**

Corner profile 90°  
for 8mm glass

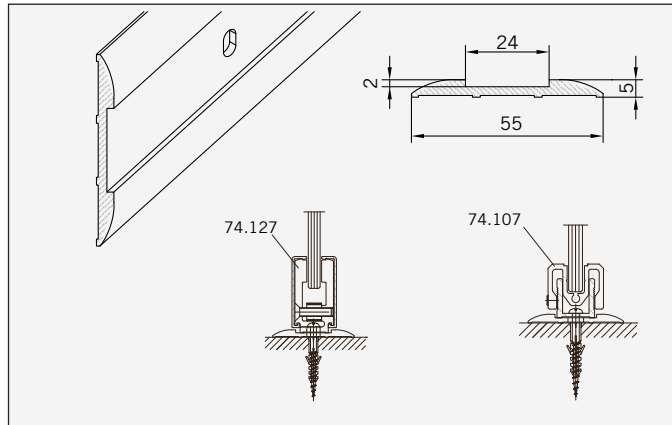
**Weight: 0,75 kg/m**

**Art.-Nr. 74.151**

Wandabdeckprofil (zum Überdecken von existierenden Bohrungen im Renovierungsfall), verwendbar in Verbindung mit Wandanschlußprofil (Art.-Nr. 74.107, 74.127 oder 74.128).

Ohne Befestigungsmaterial (im Lieferumfang des Wandanschlußprofils enthalten). 1850mm lang

**Gewicht: 0,470 kg/m**



**Art.-No. 74.151**

Wall cover profile (to cover existing traces of fixation in case of renovation), to be used in combination with wall attachment profile (items 74.107, 74.127 or 74.128). Supplied without fastening material (included in scope of supply of the wall attachment profile).

1850 mm long

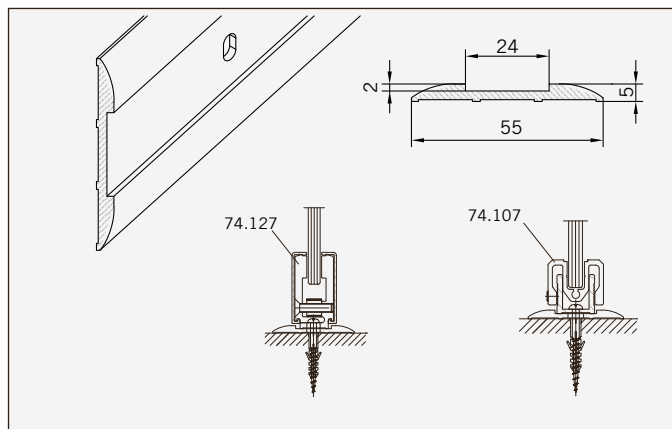
**Weight: 0,470 kg/m**

**Art.-Nr. 74.152**

Wandabdeckprofil (zum Überdecken von existierenden Bohrungen im Renovierungsfall), verwendbar in Verbindung mit Wandanschlußprofil (Art. 74.107, 74.127 oder 74.128).

Ohne Befestigungsmaterial (im Lieferumfang des Wandanschlußprofils enthalten). 2000mm lang

**Gewicht: 0,470 kg/m**



**Art.-No. 74.152**

Wall cover profile (to cover existing traces of fixation in case of renovation), to be used in combination with wall attachment profile (items 74.107, 74.127 or 74.128). Supplied without fastening material (included in scope of supply of the wall attachment profile).

2000 mm long

**Weight: 0,470 kg/m**