

**BH 200**

nach außen öffnend
mit Hebe-Senk-Funktion (+-5 mm)
selbstschließend ab 90°
Glasbefestigung mit Gegenplatte

Technische Daten:

Glasdicke	6, 8 mm
Verwendung	DIN rechts/DIN links
Material	Messing
Traglast	20 kg pro Band
Oberflächen	Chrom, Pulverbeschichtet, Velour verchromt

BH 200

outward opening
with lift-lower-function
self-closing from 90°
glass fixing with counterplate

Technical details:

Glass thickness	6, 8 mm
To use	DIN right/DIN left
Material	brass
Load	20 kg per hinge
surface finish	Chrome, Powder coated, Velour chromed

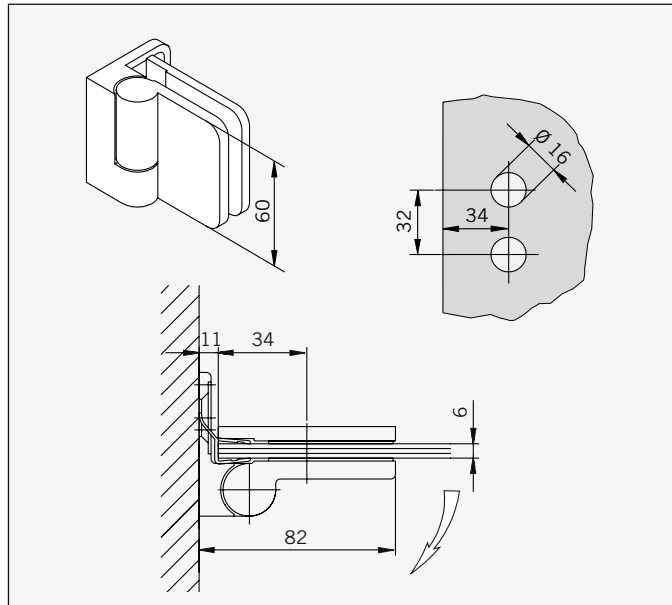
Weitere technische Informationen und Montageanleitungen
auf Anfrage.

Further technical information and installation instructions will
be supplied on request.

Art.-Nr. 70.283
Band Glas/Wand,
rechts

Art.-Nr. 70.284
Band Glas/Wand,
links

Gewicht:
0,847 kg



Art.-No. 70.283
Hinge glass/wall,
right

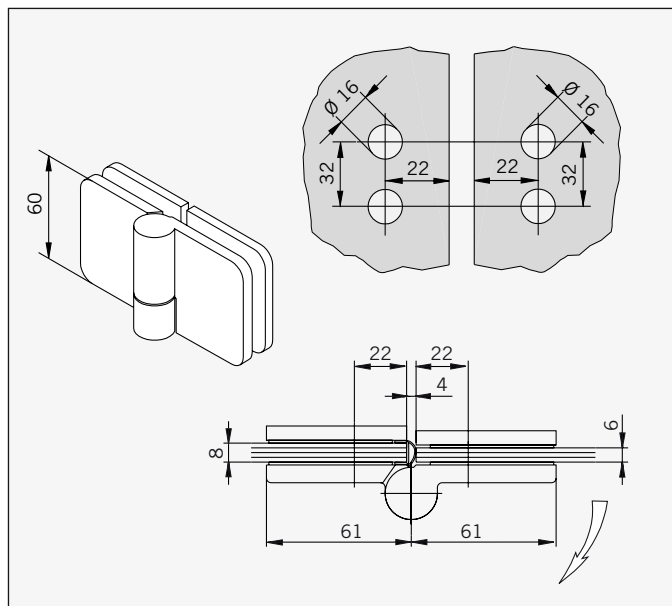
Art.-No. 70.284
Hinge glass/wall,
left

Weight:
0,847 kg

Art.-Nr. 70.285
Band Glas/Glas 180°,
rechts

Art.-Nr. 70.286
Band Glas/Glas 180°,
links

Gewicht:
0,943 kg



Art.-No. 70.285
Hinge glass/glass 180°,
right

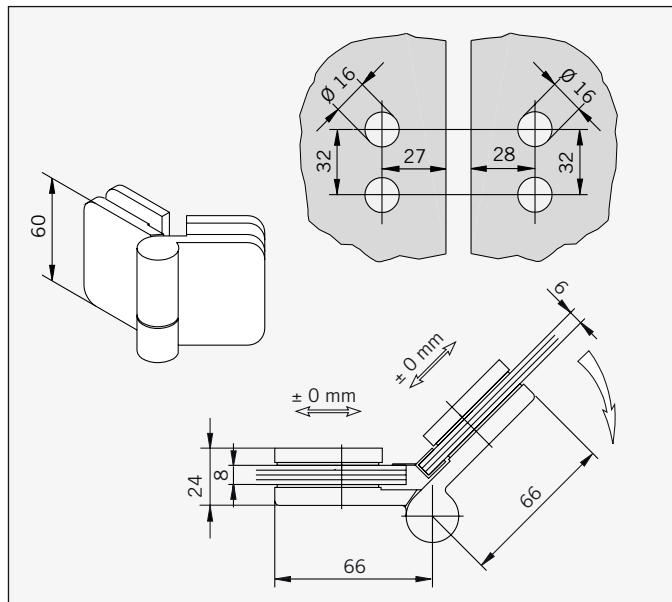
Art.-No. 70.286
Hinge glass/glass 180°
left

Weight:
0,943 kg

Art.-Nr. 70.287
Band Glas/Glas 135°,
rechts

Art.-Nr. 70.288
Band Glas/Glas 135°
links

Gewicht:
0,918 kg



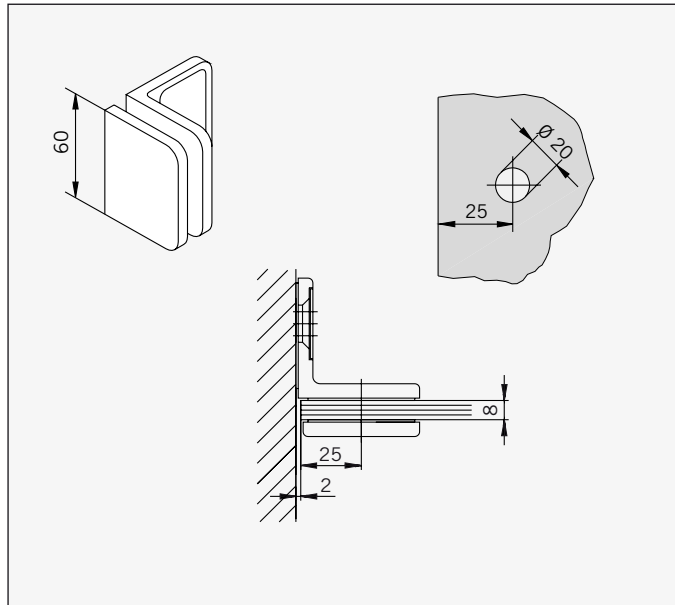
Art.-No. 70.287
Hinge glass/glass 135°,
right

Art.-No. 70.288
Hinge glass/glass 135°
left

Weight:
0,918 kg

Art.-Nr. 70.289
Winkel Glas/Wand

Gewicht:
0,674 kg

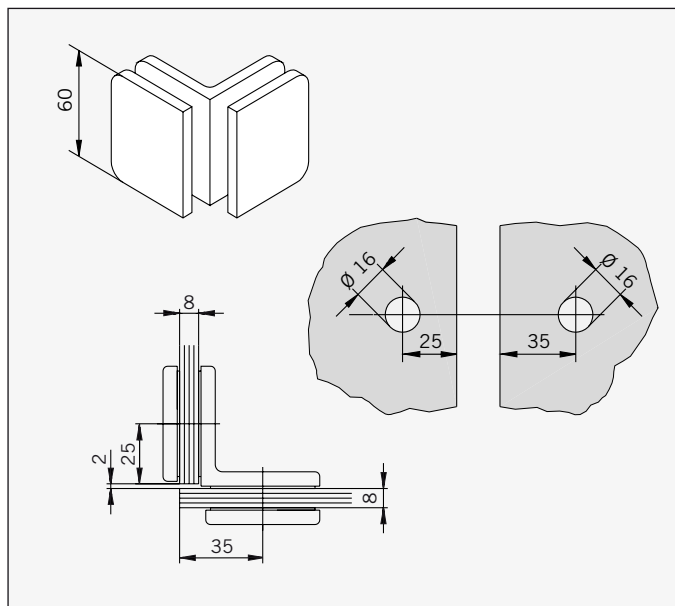


Art.-No. 70.289
Bracket glass/wall

Weight:
0,674 kg

Art.-Nr. 70.290
Winkel Glas/Glas 90°

Gewicht:
0,783 kg



Art.-No. 70.290
Bracket glass/glass 90°

Weight:
0,783 kg