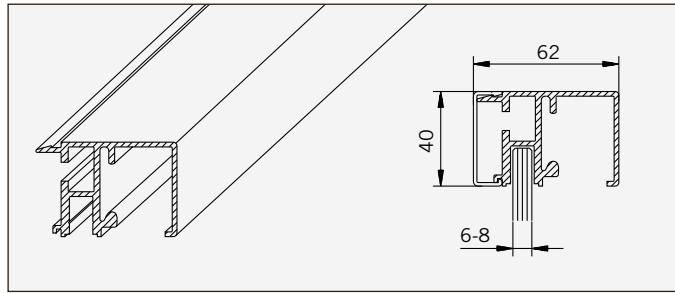


Art.-Nr. 74.096

Laufrahmenprofil Schiebetür

Gewicht: 1,309 kg/m



Art.-No. 74.096

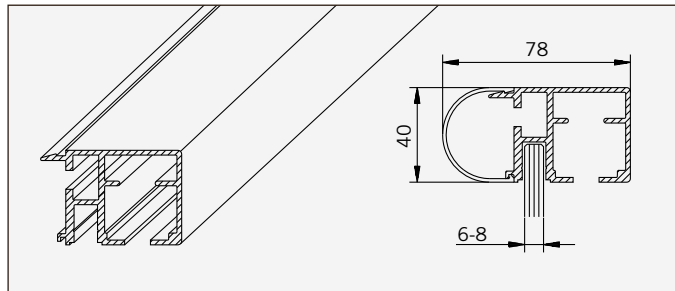
Slide frame profile for sliding doors

Weight: 1,309 kg/m

Art.-Nr. 74.097

Laufrahmenprofil
Falttür

Gewicht: 1,367 kg/m



Art.-No. 74.097

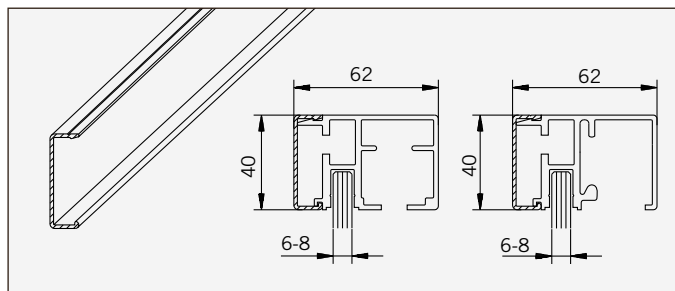
Slide frame profile for folding doors

Weight: 1,367 kg/m

Art.-Nr. 74.098

Abdeckprofil, eckig, zur
Abdeckung der Laufrahmenprofile
74.096 und 74.097

Gewicht: 0,249 kg/m



Art.-No. 74.098

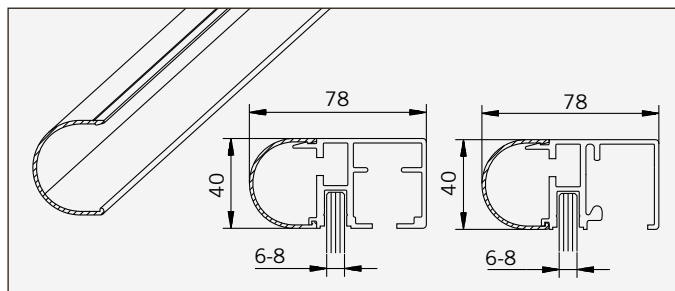
Cover profile, angular, to cover slide frame profiles 74.096 and 74.097

Weight: 0,249 kg/m

Art.-Nr. 74.099

Abdeckprofil, rund, zur
Abdeckung der Laufrahmenprofile
74.096 und 74.097

Gewicht: 0,300 kg/m



Art.-No. 74.099

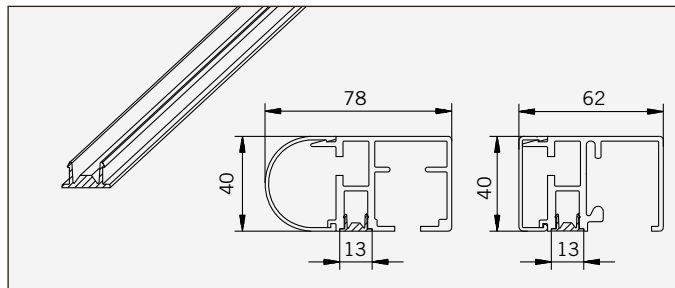
Cover profile, round, to cover slide frame profiles 74.096 and 74.097

Weight: 0,300 kg/m

Art.-Nr. 74.100

Abdeckprofil, zum Einklip-
sen in die Glasnut der Lauf-
rahmenprofile 74.096 und
74.097 im Bereich der
beweglichen Flügel.

Gewicht: 0,125 kg/m



Art.-No. 74.100

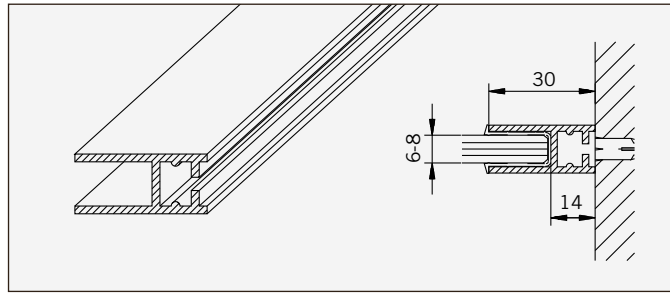
Cover profile, to clip into the glass retention groove of the slide frame profiles 74.096 and 74.097 in the area of the moving panels.

Weight: 0,125 kg/m

Art.-Nr. 74.103

Wandanschlußprofil,
z.B. als seitlicher Rahmen.
Lieferung komplett mit
Befestigungsmaterial.

Gewicht: 0,375 kg/m



Art.-No. 74.103

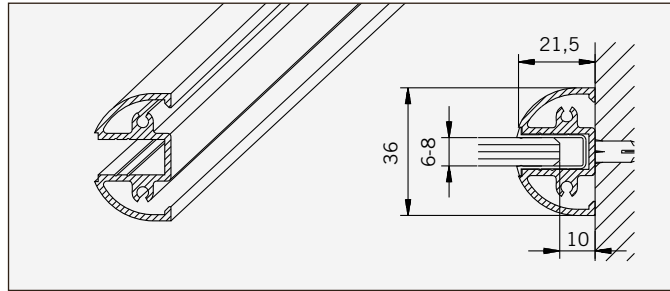
Wall connection profile, e. g. as lateral frame. Supplied complete with fastening material.

Weight: 0,375 kg/m

Art.-Nr. 74.104

Wandanschlußprofil.
Lieferung komplett mit
Abdeckkappen und
Befestigungsmaterial.

Gewicht: 0,615 kg/m



Art.-No. 74.104

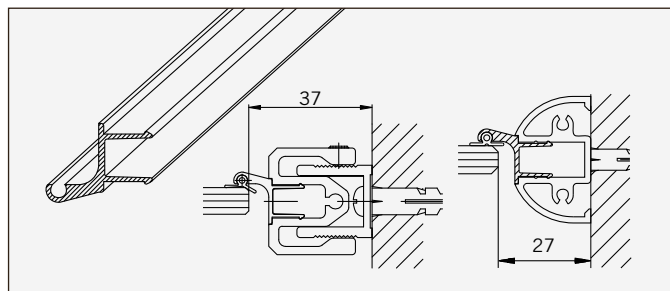
Wall connection profile supplied complete with cover cap and fastening material.

Weight: 0,615 kg/m

Art.-Nr. 74.105

Seitliches Dichtprofil, zum
Einklipsen in die Wand-
anschlußprofile 74.104 und
74.107 als Anschlag für
Drehtüren.
(Dichtung: 74.039)

Gewicht: 0,150 kg/m



Art.-No. 74.105

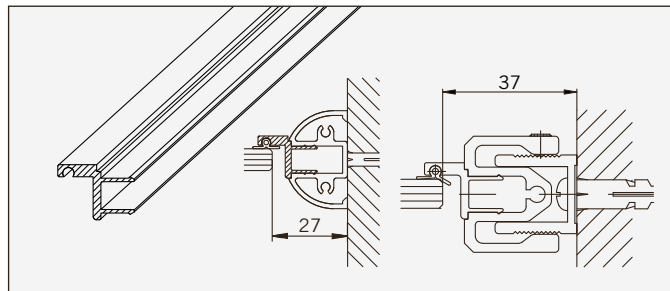
Side sealing profile, to clip into wall connection profiles 74.104 and 74.107 as stop for swing doors.
(Seal: 74.039)

Weight: 0,150 kg/m

Art.-Nr. 74.106

Seitliches Dichtprofil, eckig,
zum Einklipsen in die Wand-
anschlußprofile 74.104 und
74.107 als Anschlag für
Drehtüren.
(Dichtung: 74.039)

Gewicht: 0,210 kg/m



Art.-No. 74.106

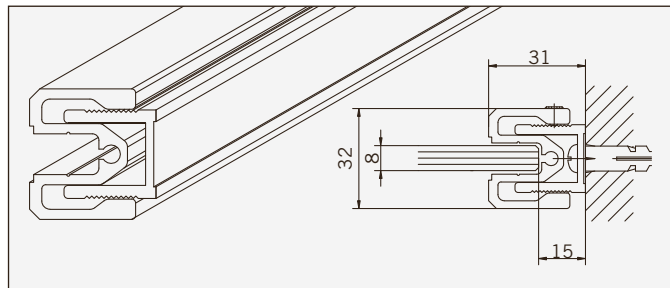
Side sealing profile, angular, to clip into wall connection profiles 74.104 and 74.107 as stop for swing doors.
(Seal: 74.039)

Weight: 0,210 kg/m

Art.-Nr. 74.107

Seitenteilaufnahme, verstellbar.
Lieferung komplett mit
Befestigungsmaterial.

Gewicht: 1,743 kg/m



Art.-No. 74.107

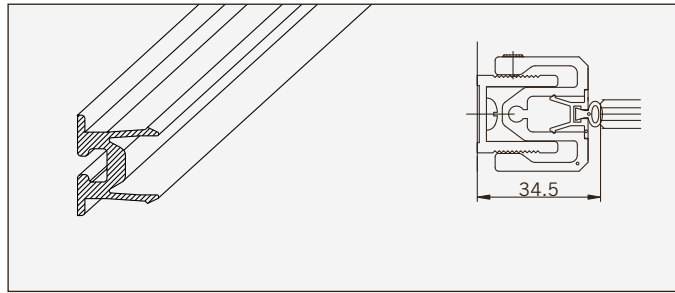
Side element holder, adjustable. Supplied complete with fastening material.

Weight: 1,743 kg/m

Art.-Nr. 74.108

Abdeckprofil mit Dichtungsnut, zum Einklipsen in das Wandanschlußprofil 74.107 als Abdichtung an der Bandseite. (Dichtung: 74.040)

Gewicht: 0,137 kg/m



Art.-No. 74.108

Cover profile with sealing groove to clip into wall connection profile 74.107 to seal the hinge side.

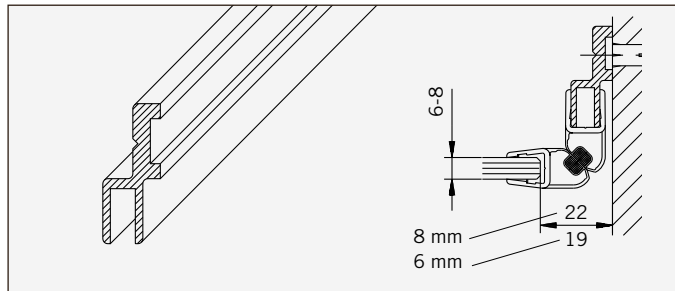
(Seal: 74.040)

Weight: 0,137 kg/m

Art.-Nr. 74.109

Magnetleistenträger. Lieferung komplett mit Befestigungsmaterial.

Gewicht: 0,303 kg/m



Art.-No. 74.109

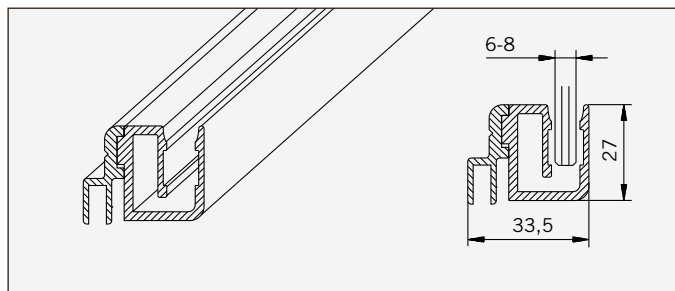
Magnetic support profile. Supplied complete with fastening material.

Weight: 0,303 kg/m

Art.-Nr. 74.111

Kombination Badewannenaufsatzprofil 74.112 und Magnetleistenträger 74.109. Bitte HB-Maß und DIN-Richtung angeben.

Gewicht: 0,867 kg/m



Art.-No. 74.111

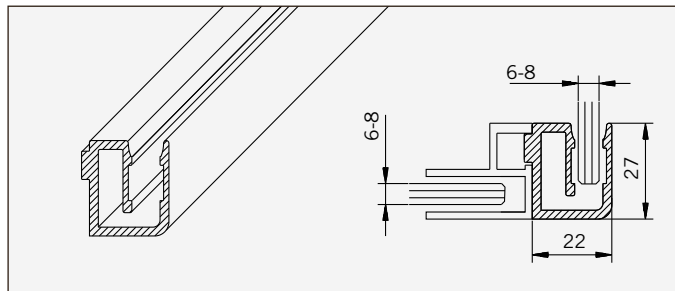
Combination of bathtub attachment profile 74.112 and magnetic support profile 74.109. Please mention HB measurement and DIN-version.

Weight: 0,867 kg/m

Art.-Nr. 74.112

Badewannenaufsatzprofil, für 90°-Verbindungen von zwei Glaselementen.

Gewicht: 0,544 kg/m



Art.-No. 74.112

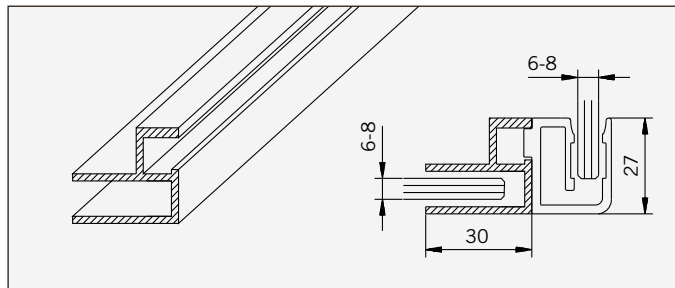
Bathtub attachment profile, for 90°-connections of two glass elements.

Weight: 0,544 kg/m

Art.-Nr. 74.113

Zusatzprofil, verwendbar mit Badewannenaufsatzprofil 74.112.

Gewicht: 0,530 kg/m



Art.-No. 74.113

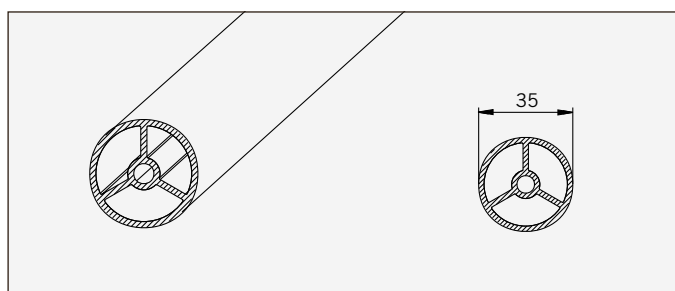
Extra profile, to be used with bathtub attachment profile 74.112.

Weight: 0,530 kg/m

Art.-Nr. 74.117

Verbindungselement

Gewicht: 0,960 kg/m



Art.-No. 74.117

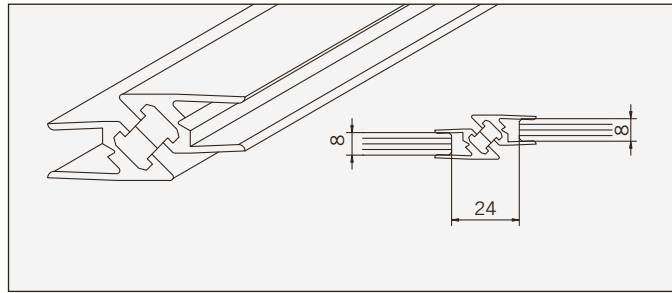
Connection profile

Weight: 0,960 kg/m

Art.-Nr. 74.119

Magnetdichtung 180°,
Aluminium, eckige Form.
Lieferung paarweise.

Gewicht: 0,540 kg/m



Art.-No. 74.119

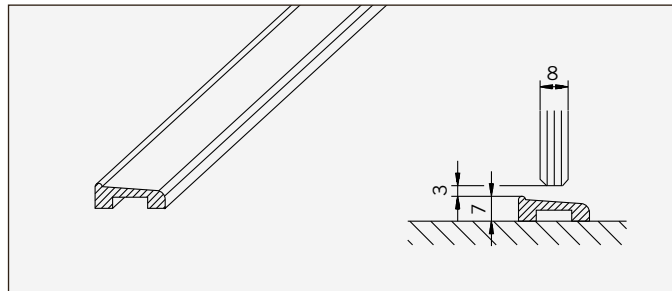
Magnetic seal 180°, aluminium,
angular shape. Supplied in pairs.

Weight: 0,540 kg/m

Art.-Nr. 74.123

Dichtleiste, für zusätzliche
Dichtung im Bereich der Tür.

Gewicht: 0,214 kg/m



Art.-No. 74.123

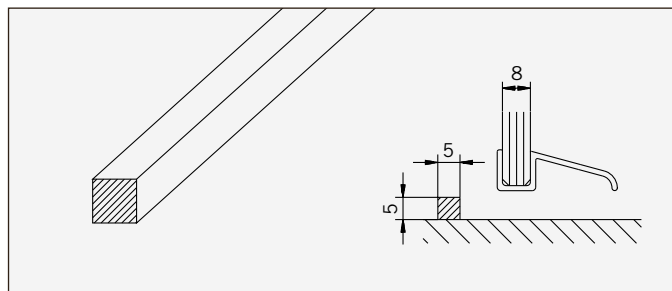
Sealing panel, for additional
sealing in the door area.

Weight: 0,214 kg/m

Art.-Nr. 74.124

Vierkantprofil 5x5mm.

Gewicht: 0,068 kg/m



Art.-No. 74.124

Square profile 5x5mm.

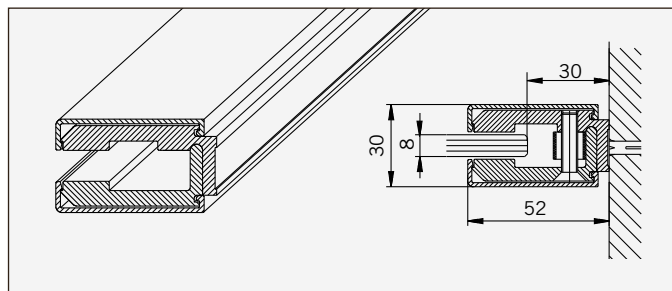
Weight: 0,068 kg/m

Art.-Nr. 74.125

Vierkantprofil 8x5mm.

Art.-Nr. 74.126

Vierkantprofil 8x8mm.



Art.-No. 74.127

Clamp profile with two angular
cover profiles. Supplied complete
with fastening material.

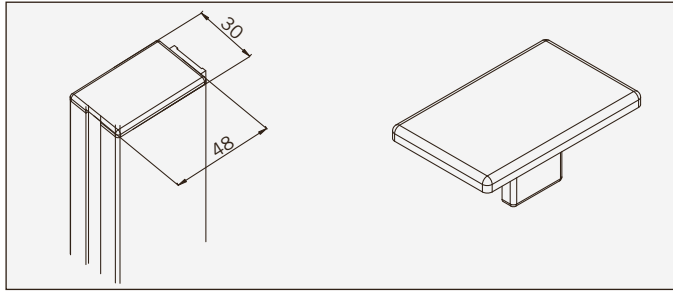
Weight: 1,990 kg/m

Art.-Nr. 74.127

Klemmprofil mit zwei
eckigen Abdeckprofilen.
Lieferung komplett mit
Befestigungsmaterial.

Gewicht: 1,990 kg/m

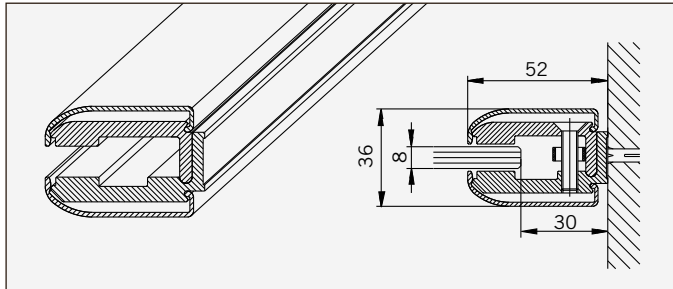
Art.-Nr. 75.034
Abdeckkappe für
Klemmprofil 74.127,
Kunststoff



Art.-No. 75.034
Cover cap for clamp profile
74.127, acrylic

Art.-Nr. 74.128
Klemmprofil mit zwei ab-
gerundeten Abdeckprofilen.
Lieferung komplett mit
Befestigungsmaterial.

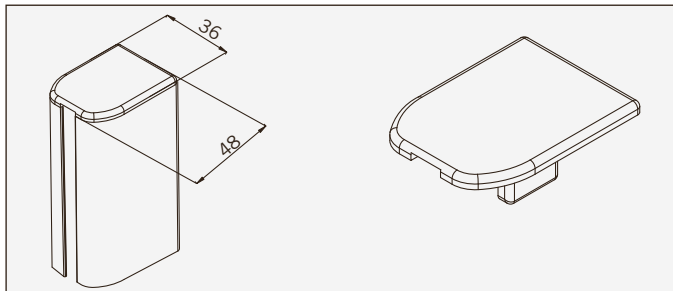
Gewicht: 1,990 kg/m



Art.-No. 74.128
Clamp profile with two rounded
cover profiles. Supplied complete
with fastening material.

Weight: 1,990 kg/m

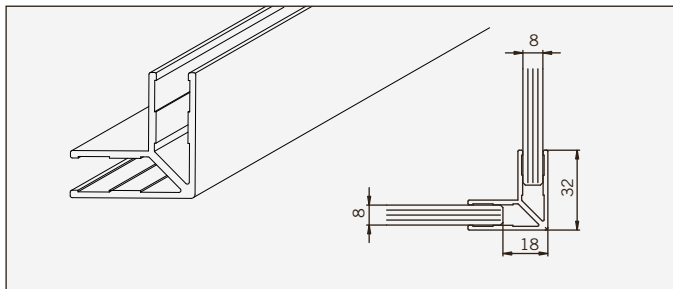
Art.-Nr. 75.033
Abdeckkappe für
Klemmprofil 74.128,
Kunststoff



Art.-No. 75.033
Cover cap for clamp profile
74.128, acrylic

Art.-Nr. 74.132
Eckprofil 90°
für 8mm Glas

Gewicht: 0,75 kg/m



Art.-No. 74.132
Corner profile 90°
for 8mm glass

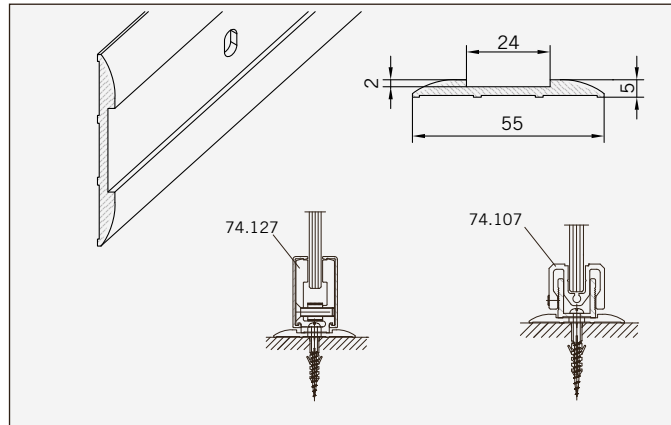
Weight: 0,75 kg/m

Art.-Nr. 74.151

Wandabdeckprofil (zum Überdecken von existierenden Bohrungen im Renovierungsfall), verwendbar in Verbindung mit Wandanschlußprofil (Art.-Nr. 74.107, 74.127 oder 74.128).

Ohne Befestigungsmaterial (im Lieferumfang des Wandanschlußprofils enthalten).
1850mm lang

Gewicht: 0,470 kg/m



Art.-No. 74.151

Wall cover profile (to cover existing traces of fixation in case of renovation), to be used in combination with wall attachment profile (items 74.107, 74.127 or 74.128). Supplied without fastening material (included in scope of supply of the wall attachment profile).

1850 mm long

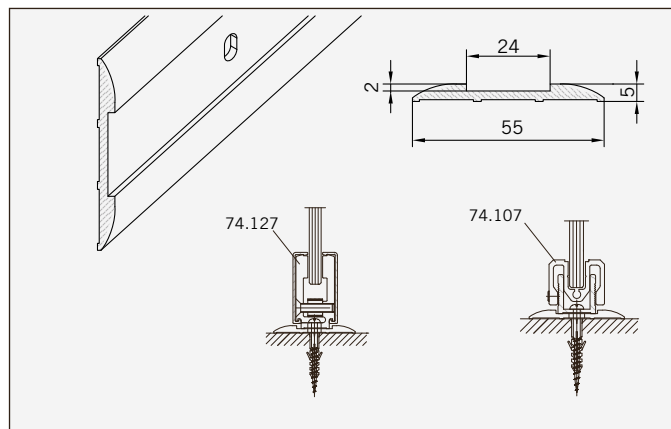
Weight: 0,470 kg/m

Art.-Nr. 74.152

Wandabdeckprofil (zum Überdecken von existierenden Bohrungen im Renovierungsfall), verwendbar in Verbindung mit Wandanschlußprofil (Art. 74.107, 74.127 oder 74.128).

Ohne Befestigungsmaterial (im Lieferumfang des Wandanschlußprofils enthalten).
2000mm lang

Gewicht: 0,470 kg/m



Art.-No. 74.152

Wall cover profile (to cover existing traces of fixation in case of renovation), to be used in combination with wall attachment profile (items 74.107, 74.127 or 74.128). Supplied without fastening material (included in scope of supply of the wall attachment profile).

2000 mm long

Weight: 0,470 kg/m